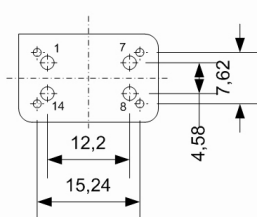
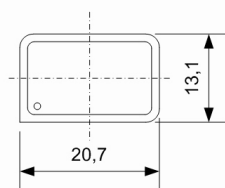
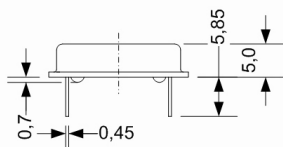


Enclosure
DIL 14

Date: 22.10.2014
ROHS-compliance

Dimensions



PIN CONNECTIONS

- 1 NC
- 2 GND
- 3 RF Output
- 4 V_{DD}



Parameter	MIN	TYP	MAX	UNIT	NOTE
Frequency range	10		40	MHz	⁽¹⁾
Frequency stability					
Nominal tolerance		± 3		ppm	$V_c = V_{dd} / 2$
vs. Temperature in the operating temp. range		± 1		ppm	⁽²⁾
vs. supply voltage			± 0.2	ppm	
vs. load change			± 0.2	ppm	
aging			$< \pm 1$	ppm	+25°C, 1 st year
Frequency adjustment					
Voltage control sensitivity	7		15	ppm / V	
Voltage control range	0		V_{DD}	V	
Slope ($\Delta f / \Delta V_c$)		positive			
Supply voltage V_{DD}		3.3		V	
Current consumption		6		mA	⁽¹⁾
RF output					
Signal waveform		HCMOS			
Load		10		pF	
Duty cycle	45		55	%	
Rise / fall time		3		ns	
Start-up time		2		ms	
Operating temperature range	- 40		+ 85	°C	
Storage temperature range	- 55		+ 125	°C	
Phase noise		< -120		dB _C /Hz	at 100 Hz
Enclosure	DIL 14				(see drawing)
ESD rating (HBM)			2	kV	

Note: ⁽¹⁾ $f_{min} = 5.0$ MHz, divider $f_0 / 2$

⁽²⁾ $df_0 = \pm 0.3$ ppm at temperature range +10°C ... +50°C



Quarztechnik Daun GmbH

Quartz Crystals · Oscillators · Sensor Technology

Alte Darscheider Str. 15
54550 Daun · Germany

Phone: +49 0 6592-92070
Fax: +49 0 6592-7670

info@quarztechnik.com
www.quarztechnik.com

